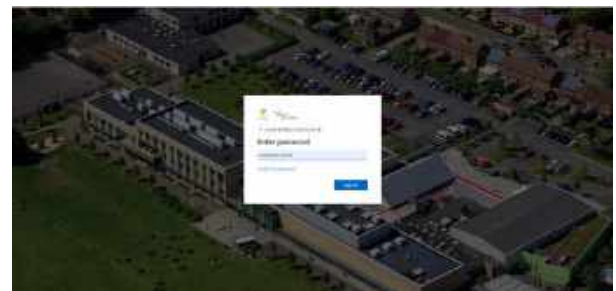
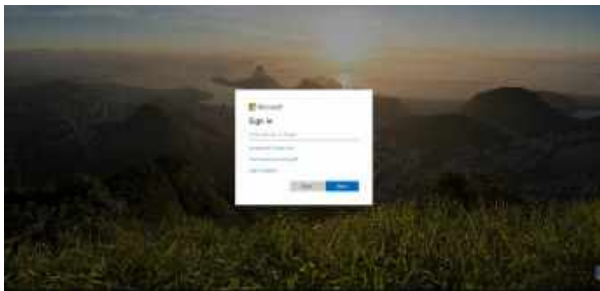


How to Log in to Office 365

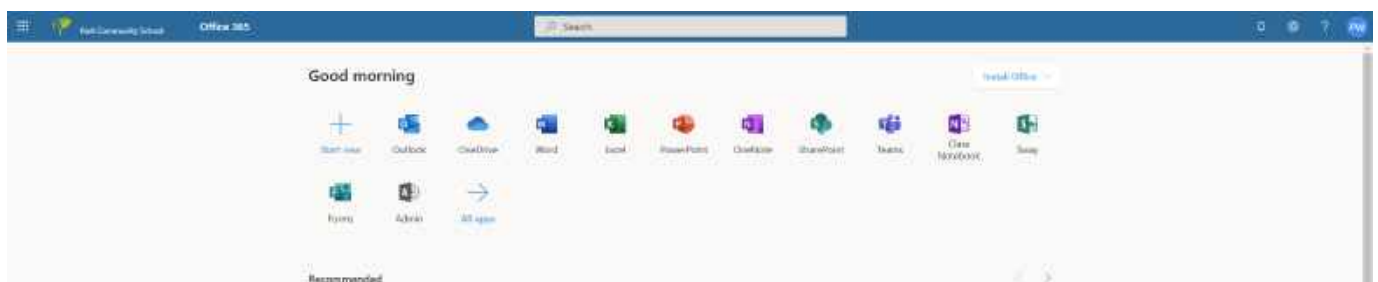
To log in to Office 365 please follow the instructions below. Please note that this is the same log in procedure for anything Office 365 (Email & Calendar, SharePoint, OneDrive, Teams).

Instructions

- Go to the main Office 365 portal <https://office.com>
- Select Sign In
- Enter your Username in the form username@pcs.hants.sch.uk (e.g. jsmith@pcs.hants.sch.uk) and click Next



Once you login successfully you will be directed to this page where you can then navigate to all areas of Office 365



Usefull Links

Student Page - <https://pcshantssch.sharepoint.com/sites/students>

Teams - <https://teams.microsoft.com>