

Year 11



Phase 2

Revision Support

Year 11

September

- Settling into final school year
- Begin to think about college and apply

December

- Revision and prep for testing week
- Christmas Holidays

January

- Return to school

March

- 4th Photos
- 6th Chichester Open Evening 430-730pm
- 8th Brinsbury Open Morning 10-1pm
- Spanish Speaking Exams
- Revision and prep for mocks

June

- GCSE Exam season continues
- Leavers Assembly
- 26th Leavers Ball

May

- GCSE Exam season begins
- Half term - Revise

October

- 2nd HSDC Havant Open Evening
- 8th HSDC Southdowns Open Evening 430-730pm
- 8th Chichester College Open Evening 430-730pm
- 12th Brinsbury Open Morning 10-1pm
- 16th & 17th City of Portsmouth 430-730pm
- 17th Parents Evening
- 21st Mock 1 begins
- 25th Fareham College Open Evening 430-80pm
- October Half term

November

- 9th Chichester College Open Morning 10am-1pm

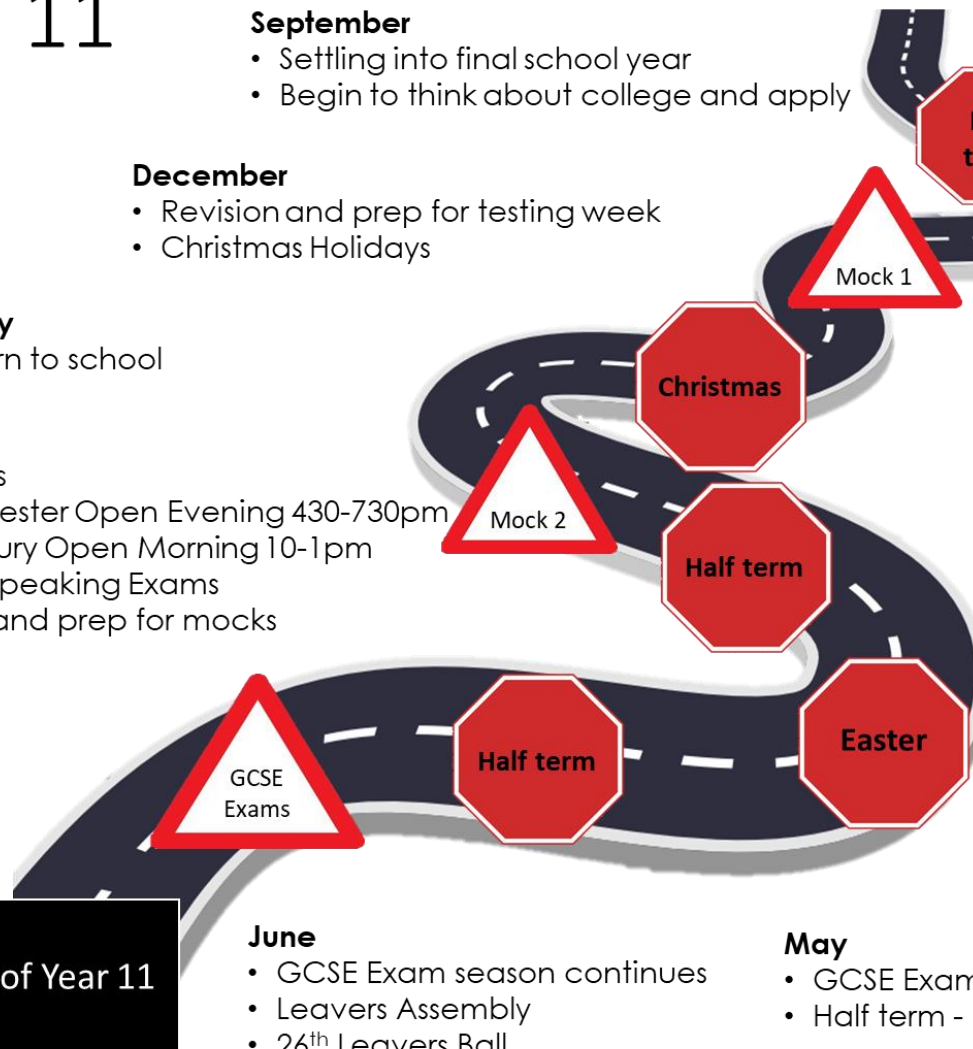
February

- Catering Exams
- Revision and prep for mocks
- 10th Mock 2 begins
- 14th Student Review Day
- Half term - Revise

April

- Art, Photography, Technology and Performing Arts Deadlines
- New York
- Easter Holidays
- Revision and prep for Mock Exams

The End of Year 11




Dates for the next mock exams:
9th February → 28th February



Next set of Mocks:




| Subject | Exam board | Specific paper |
|------------------------|----------------------------------|--|
| English Language | AQA | Paper 1 and 2 |
| Maths | Edexcel Higher AQA Foundation | Paper 1, 2 and 3 |
| Science | AQA | Paper 1 Biology Paper 1 Chemistry Paper 1 Physics Paper 2 Biology Paper 2 Chemistry Paper 2 Physics |
| RE | AQA | Paper 1 – Beliefs, teachings and practices (Buddhism & Christianity) Paper 2 – Thematic Studies |
| PE | Pearson BTEC | Component 3 – Developing Fitness |
| History | Edexcel | Paper 1 – Crime & punishment and Whitechapel Paper 2 – Elizabethan and Superpowers Paper 3 – Weimar and Nazi Germany |
| Geography | Eduqas | Paper 1 – Investigating geographical issues Paper 2 – Problem Solving Paper 3 – Applied fieldwork enquiry |
| Spanish | AQA | Paper 1 - Listening Paper 2 - Speaking Paper 3 – Reading Paper 4 - Writing |
| Computer Science | AQA | Paper 1 – Computational Thinking Paper 2 – Computing concepts |
| Psychology | AQA | Paper 1 – Cognition and Behaviour Paper 2 – Social content and Behaviour |
| Hospitality & Catering | Eduqas | Paper 1 |



Revision Timetable – AQA English Language

| w/c | Task | ✓ | Support |
|----------------------|--|---|--|
| 11 th Nov | <ol style="list-style-type: none"> 1. Watch the Mr Bruff video for Paper 2, Question 3. 2. Create a revision card summarising the top tips shared in the video. 3. Have a go at answering a Paper 2, Question 3 from one of the exam papers in your resources booklet. 4. Label where you think you have met the top tips shared in Mr Bruff's video. | | <p>All resources can be found on the English Language revision page of the student area. Please use the QR code below to take you directly there:</p>  |
| 18 th Nov | <ol style="list-style-type: none"> 1. Watch the Mr Bruff video for Paper 2, Question 2. 2. Create a revision card summarising the top tips shared in the video. 3. Have a go at answering a Paper 2, Question 2 from one of the exam papers in your resources booklet. 4. Label where you think you have met the top tips shared in Mr Bruff's video. | | |
| 25 th Nov | <ol style="list-style-type: none"> 1. Watch the Mr Bruff video for Paper 2, Question 4. 2. Create a revision card summarising the top tips shared in the video. 3. Have a go at answering a Paper 2, Question 4 from one of the exam papers in your resources booklet. 4. Label where you think you have met the top tips shared in Mr Bruff's video. | | |
| 2 nd Dec | <ol style="list-style-type: none"> 1. Go to the BBC News website and read one or two of the top stories of the day that interest you. Or, read one or two of the front page stories of your local newspaper. 2. Identify the main issue and the writer's opinion about this issue. 3. Write a letter to the journalist persuading them of your views on this issue. 4. Identify and label the persuasive language features you have used. | | |
| 9 th Dec | <ol style="list-style-type: none"> 1. Rank order the questions in Paper 2 from 1 (most confident) to 5 (least confident). 2. Use the feedback from your mock exams and in your book to set yourself three targets for the question you are least confident with. 3. Use the resources on the Park student area or your revision guide to develop these areas. 4. Re-draft a response from your book and self-assess using the criteria in the back of the resources booklet. RAG your improvement and set new targets. | | |
| 16 th Dec | <ol style="list-style-type: none"> 1. Complete one of the Paper 2 exams in your resources booklet. 2. Self-assess your responses using the criteria in the back of your resources booklet. 3. Write yourself a list of successes and areas to improve. Use the Park student area or your revision guide to focus on these areas over the break. | | |


Revision Timetable – Edexcel 2.0 English Language


| w/c | Task | ✓ | Videos |
|-------------------------|--|---|--|
| 11 th Nov | <p>5. Watch the video 1: GCSE English: Reading Terms - Imply Infer Implicit Explicit - YouTube and create a revision card defining the terms imply, infer, implicit and explicit.</p> <p>6. Watch the video 2: Easy Connotation and Denotation English Language Examples - YouTube and create a revision card practising denotation and connotation for the following: 'mountain', 'star', the colour 'green', 'rain'.</p> <p>7. Watch the video 3: Figurative Language - YouTube and create revision cards for language methods (create your own examples for each one).</p> <p>8. Practise reading a text from your Resources Booklet using summarising and annotating skills – highlight and label effective word features and language methods.</p> <p>Remember you have your Handbook to support you too.</p> | |  |
| 18 th Nov | <p>5. Watch the video: Revision Guide Edexcel 2.0 GCSE English P2 - YouTube to 3 minutes 20 seconds and create a revision card summarising the top tips shared in the video for Q1 and Q2.</p> <p>6. Have a go at answering a Paper 2 Question 1 and 2 from one of the exam papers in your Resources Booklet.</p> <p>7. Label where you think you have met the top tips on your revision card.</p> <p>Remember you have your Handbook to support you too.</p> | |  |


| | | |
|--------------------------------|---|--|
| <p>25th Nov</p> | <ol style="list-style-type: none"> 1. Watch the videos: English Language: Structure - Chronology - YouTube and GCSE Language: Analyse Structure - Flashback - YouTube and create revision cards summarising the top tips shared in the video about structure. 2. Watch the video: Revision Guide Edexcel 2.0 GCSE English P2 - YouTube from 3 minutes 20 seconds to 9 minutes 6 seconds. 3. Have a go at answering a Paper 2 Question 3 and 4 from one of the exam papers in your Resources Booklet. 4. Label where you think you have met the top tips on your revision card. <p>Remember you have your Handbook to support you too.</p> |  |
| <p>2nd Dec</p> | <ol style="list-style-type: none"> 1. Watch the video: Revision Guide Edexcel 2.0 GCSE English P2 - YouTube from 9 minutes 6 seconds to 9 minutes 42 seconds and create a revision card summarising the top tips shared in the video. 2. Have a go at answering a Paper 2 Question 5 from one of the exam papers in your Resources Booklet. <p>Label where you think you have met the top tips on your revision card.</p> <p>Remember you have your Handbook to support you too.</p> |  |
| <p>9th Dec</p> | <ol style="list-style-type: none"> 1. Watch the videos: Semantic field - YouTube and Simile or Metaphor? - YouTube. Create a revision cards with definitions of a semantic field, simile and metaphor. Create your own examples. 2. Watch the video: Revision Guide Edexcel 2.0 GCSE English P2 - YouTube from 13 minutes 53 seconds to the end and create a revision card summarising the top tips shared in the video. 3. Have a go at answering a Paper 2 Question 7 or 8 from one of the exam papers in your Resources Booklet. <p>Label where you think you have met the top tips on your revision card.</p> <p>Remember you have your Handbook to support you too.</p> |  |

| | | |
|-------------------------|--|--|
| 6 th Jan | <ol style="list-style-type: none">1. Watch the video: Storytelling - Creative Writing AO5 AO6 GCSE English Language - YouTube. Create a revision card summarising the top tips shared in the video.2. Have a go at answering a Paper 2 Question 7 or 8 from one of the exam papers in your Resources Booklet – which ever one you did not do last week!3. Label where you think you have met the top tips on your revision card. Remember you have your Handbook to support you too. |  |
| 13 th Jan | <ol style="list-style-type: none">1. Watch the video: Revision Guide Edexcel 2.0 GCSE English P2 - YouTube2. Using revision cards, create a revision guide for Paper 2.3. Create a revision card summarising the top tips shared in the video. |  |


Revision Timetable – Mathematics – Foundation (AQA)




| w/c | Task (Using your “1 Question for every topic” paper) | Complete | Support |
|----------------------|--|----------|--|
| 11 th Nov | <p><i>Watch video and complete questions on:</i></p> <p>77. Transformations</p> | | <p>Use QR codes given on your “1 question for every topic” paper</p> <p>Electronic copy of paper and other resources can be found in student shared area:</p>  |
| 18 th Nov | <p><i>Watch video and complete questions on:</i></p> <p>8. Expanding single bracket 38. Angle facts</p> | | |
| 25 th Nov | <p><i>Watch video and complete questions on:</i></p> <p>21. Number machines 36. Faces, Edges, Vertices, Plans/Elevations</p> | | |
| 2 nd Dec | <p><i>Watch video and complete questions on:</i></p> <p>3. Indices 78. More transformations</p> | | |
| 9 th Dec | <p><i>Watch video and complete questions on:</i></p> <p>4. Metric unit conversions 103. Angles in parallel lines</p> | | |

| | | | |
|----------------------|---|--|---|
| 6 th Jan | <p><i>Watch video and complete questions on:</i></p> <p>59. <i>n</i>th term 95. Standard form</p> | | <p>Use QR codes given on your “1 question for every topic” paper</p> <p>Electronic copy of paper and other resources can be found in student shared area:</p>  |
| 13 th Jan | <p><i>Watch video and complete questions on:</i></p> <p>51. Units conversions 94. Column vectors</p> | | |
| 20 th Jan | <p><i>Watch video and complete questions on:</i></p> <p>43. Index laws (Multiplication/Division) 63. Distance time graphs</p> | | |
| 27 th Jan | <p><i>Watch video and complete questions on:</i></p> <p>10. Fractions, decimals, percentages 86. Simple/Compound interest</p> | | |
| 3 rd Feb | <p><i>Watch video and complete questions on:</i></p> <p>66. Percentage change/profit 98. Change the subject</p> | | |











Revision Timetable – Mathematics – Higher (Edexcel)















| w/c | Task (Using your “1 Question for every topic” paper) | Complete | Support |
|----------------------|--|----------|--|
| 11 th Nov | <p><i>Watch video and complete questions on:</i></p> <p>11. Straight line graphs 31. Plans and Elevations +Volume of prism</p> | | <p>Use QR codes given on your “1 question for every topic” paper</p> <p>Electronic copy of paper and other resources can be found in student shared area:</p> <div data-bbox="1688 695 2002 1010" data-label="Image"> </div> |
| 18 th Nov | <p><i>Watch video and complete questions on:</i></p> <p>17. Quadratics (Expand, Factorise, Solve)</p> | | |
| 25 th Nov | <p><i>Watch video and complete questions on:</i></p> <p>37. Trigonometry (SOHCAHTOA) 53. Density, Mass, Volume</p> | | |
| 2 nd Dec | <p><i>Watch video and complete questions on:</i></p> <p>13. Area and circumference of circles</p> | | |
| 9 th Dec | <p><i>Watch video and complete questions on:</i></p> <p>38. Trigonometry (SOHCAHTOA) 54. Pressure, Force, Area</p> | | |

| | | | |
|----------------------|---|--|---|
| 6 th Jan | <p><i>Watch video and complete questions on:</i></p> <p>58. Pythagoras and arc length</p> | | <p>Use QR codes given on your “1 question for every topic” paper</p> <p>Electronic copy of paper and other resources can be found in student shared area:</p>  |
| 13 th Jan | <p><i>Watch video and complete questions on:</i></p> <p>79. Conditional probability</p> | | |
| 20 th Jan | <p><i>Watch video and complete questions on:</i></p> <p>36. Compound interest 88. Bounds</p> | | |
| 27 th Jan | <p><i>Watch video and complete questions on:</i></p> <p>72. Equation of a circle + Solving simultaneous equations graphically</p> | | |
| 3 rd Feb | <p><i>Watch video and complete questions on:</i></p> <p>24. Column vectors 106. Vectors</p> | | |
















Revision Timetable – Combined Science Higher (Miss Firbanks Class)











| w/c | Task | ✓ | Video Links |
|----------------------|---|---|---|
| 11 th Nov | 1. Using the support QR code, watch the video clip on photosynthesis and respiration. Make at least two revision cards from the information. 2. Answer the exam questions using the QR code below. Check your answers using the mark scheme tab.  | |  |
| 18 th Nov | 1. Using the support QR codes, watch the video clips on the heart and blood vessels. Make at least two revision cards from the information. 2. Answer the exam question using the QR code below. Check your answers using the mark scheme tab.  | |   |
| 25 th Nov | 1. Using the support QR code, watch the video clip on the structure of the leaf. Make at least two revision cards from the information. 2. Answer the exam question using the QR code below. Check your answers using the mark scheme tab.  | |  |
| 2 nd Dec | 1. Using the support QR codes, watch the video clips on enzyme function. Make at least two revision cards from the information. 2. Answer the exam questions using the QR code below. Check your answers using the mark scheme tab.  | |   |

| | | | |
|----------------------|---|--|---|
| 9 th Dec | <ol style="list-style-type: none"> Using the first QR codes, watch the videos on atomic structure and periodic table. Make two revision cards using the information. Answer the exam questions using the third QR code. Check your answers using the mark scheme tab. | |  |
| 6 th Jan | <ol style="list-style-type: none"> Using the support QR code, watch the videos on endothermic and exothermic reactions Make two revision cards using the information. Answer the exam questions using the QR code below. Check your answers using the mark scheme tab. | |  |
| 13 th Jan | <ol style="list-style-type: none"> Using the support QR code, watch the videos on ionic compounds and their properties. Make two revision cards using the information. Answer the exam questions using the QR code below. Check your answers using the mark scheme tab. | |  |
| 20 th Jan | <ol style="list-style-type: none"> Using the support QR code, watch the videos on covalent bonding and properties Make two revision cards using the information. Answer the exam questions using the QR code below. Check your answers using the mark scheme tab. | |  |



| | | | |
|----------------------|--|--|---|
| 27 th Jan | <ol style="list-style-type: none">1. Using the support QR code, watch the videos on electrolysis. Make two revision cards using the information.2. Answer the exam questions using the QR code below. Check your answers using the mark scheme tab.  | |    |
| 3 rd Feb | <ol style="list-style-type: none">1. Using the support QR code, watch the videos related to quantitative chemistry, including calculating moles. Make two revision cards using the information.2. Answer the exam questions using the QR code below. Check your answers using the mark scheme tab.  | |    |

Revision Timetable – Combined Science Foundation

| w/c | Task | ✓ | Video Links | |
|----------------------|---|---|---|---|
| 11 th Nov | Watch these videos on the heart and blood vessels: Make two flash cards based on these videos Then try these exam questions:  | |  |  |
| 18 th Nov | Watch these videos on enzymes and ph/temp: Make two flash cards based on these videos Then try these exam questions:  | |  |  |
| 25 th Nov | Watch these videos on leaf structure and transpiration: Make two flash cards based on these videos Then try these exam questions:  | |  |  |
| 2 nd Dec | Watch these videos on respiration and exercise. Make two flash cards based on these videos Then try these exam questions:  | |  |  |
| 9 th Dec | Watch these videos on atomic structure and periodic table: Make two flash cards based on these videos Then try these exam questions:  | |  |  |

| | | | |
|----------------------|--|---|---|
| 6 th Jan | Watch these videos on Endo and Exothermic Reactions: Make two flash cards based on these videos Then try these exam questions: |  |  |
| 13 th Jan | Watch these videos on Ionic Bonding and Properties: Make two flash cards based on these videos Then try these exam questions: |  |  |
| 20 th Jan | Watch these videos on Covalent Bonding and Properties: Make two flash cards based on these videos Then try these exam questions: |  |  |
| 27 th Jan | Watch these videos on Electrolysis: Make two flash cards based on these videos Then try these exam questions: |  |  |
| 3 rd Feb | Watch these videos on chemical calculations: Make two flash cards based on these videos Then try these exam questions: |  |  |

Revision Timetable – Triple Science (Miss Connors Class)

| w/c | Task | ✓ | Support |
|-------------------------|--|---|--|
| 11 th Nov | <p><u>Biology Paper 1 - Monoclonal Antibodies</u></p> <ol style="list-style-type: none"> 1. Watch the two videos and create two summary revision cards. 2. Complete the two exam questions using the link. 3. Using the same link, mark the questions using the mark criteria. 4. Go back to your revision cards and add in any extra knowledge you have missed. | | <p>Link to revision website for ALL Biology Paper 1 questions:</p> <p>Higher</p>  <p>Foundation</p>  |
| 18 th Nov | <p><u>Biology Paper 1 – Mitosis & Vaccination</u></p> <ol style="list-style-type: none"> 1. Watch the two videos and create two summary revision cards. 2. Complete the three exam questions using the link 3. Using the same link, mark the questions using the mark criteria. 4. Go back to your revision cards and add in any extra knowledge you have missed. | | |
| 25 th Nov | <p><u>Biology Paper 1 – Digestive enzymes</u></p> <ol style="list-style-type: none"> 1. Watch the two videos and create two summary revision cards. 2. Complete the two exam questions using the link 3. Using the same link, mark the questions using the mark criteria. 4. Go back to your revision cards and add in any extra knowledge you have missed. | | |

Video 1



Video 2



Exam Qs



Video 1



Video 2



Exam Qs



Video 1
































Video 2













Exam Qs
















| | | | |
|-------------------------|--|--|--|
| 2 nd Dec | <p>Physics Paper 1 – Specific Heat Capacity</p> <ol style="list-style-type: none"> 1. Watch the two videos and create two summary revision cards. 2. Complete the two exam questions using the link 3. Using the same link, mark the questions using the mark criteria. 4. Go back to your revision cards and add in any extra knowledge you have missed. | <p>Video 1</p>  <p>Video 2</p>  <p>Exam Qs</p>  | <p>Link to revision website for ALL Physics Paper 1 questions:</p> <p>Higher</p>  <p>Foundation</p>  |
| 9 th Dec | <p>Physics Paper 1 – Current and Potential difference</p> <ol style="list-style-type: none"> 1. Watch the four videos and create four summary revision cards. 2. Complete the two exam questions using the link 3. Using the same link, mark the questions using the mark criteria. 4. Go back to your revision cards and add in any extra knowledge you have missed. | <p>Video 1 & 2</p>   <p>Video 3 & 4</p>   <p>Exam Qs</p>  | |
| 6 th Jan | <p>Physics Paper 1 – Particles in a gas and pressure</p> <ol style="list-style-type: none"> 1. Watch the two videos and create two summary revision cards. 2. Complete the two exam questions using the link 3. Using the same link, mark the questions using the mark criteria. 4. Go back to your revision cards and add in any extra knowledge you have missed. | <p>Video 1</p>  <p>Video 2</p>  <p>Exam Qs</p>  | |
| 13 th Jan | <p>Physics Paper 1 – Radioactivity</p> <ol style="list-style-type: none"> 1. Watch the three videos and create three summary revision cards. 2. Complete the three exam questions using the link 3. Using the same link, mark the questions using the mark criteria. 4. Go back to your revision cards and add in any extra knowledge you have missed. | <p>Video 1</p>  <p>Video 2</p>  <p>Video 3</p>  <p>Exam Qs</p>  | |

| | | | |
|-------------------------|---|--|---|
| 20 th Jan | <p><u>Chemistry Paper 2 – Rate of Reaction</u></p> <ol style="list-style-type: none"> 1. Watch the four videos and create four summary revision cards. 2. Complete the two exam questions using the link 3. Using the same link, mark the questions using the mark criteria. 4. Go back to your revision cards and add in any extra knowledge you have missed. | <p>Video 1 & 2</p>  <p>Video 3 & 4</p>  <p>Exam Qs</p>    | <p>Link to revision website for ALL Chemistry Paper 2 questions:</p> |
| 27 th Jan | <p><u>Chemistry Paper 2 – Fractional distillation & Cracking</u></p> <ol style="list-style-type: none"> 1. Watch the two videos and create two summary revision cards. 2. Complete the three exam questions using the link 3. Using the same link, mark the questions using the mark criteria. 4. Go back to your revision cards and add in any extra knowledge you have missed. | <p>Video 1</p>  <p>Video 2</p>  <p>Exam Qs</p>  | <p>Higher</p>  <p>Foundation</p>  |
| 3 rd Feb | <p><u>Chemistry Paper 2 – Chromatography</u></p> <ol style="list-style-type: none"> 1. Watch the two videos and create two summary revision cards. 2. Complete the three exam questions using the link 3. Using the same link, mark the questions using the mark criteria. 4. Go back to your revision cards and add in any extra knowledge you have missed. | <p>Video 1</p>  <p>Video 2</p>  <p>Exam Qs</p>  |  |


Revision Timetable - Computer Science

| w/c | | Task | Complete | Support |
|----------------------|---|--|----------|---|
| 11 th Nov |  | Programming: Complete some of the Programming Challenges. Send an email to CWr | | <p>Email: Mr Wray - c.wray@pcs.hants.sch.uk</p> <p>Links: Programming Challenge 3 –</p>  <p>Theory – SQL Videos –</p>  |
| |  | Theory: Watch this video and create a revision card. We will use this information to complete a quiz in class. | | |
| 18 th Nov |  | Programming: Complete some of the Programming Challenges. Send an email to CWr | | |
| |  | Theory: Watch this video and create a revision card. We will use this information to complete a quiz in class. | | |
| 25 th Nov |  | Programming: Complete some of the Programming Challenges. Send an email to CWr | | |
| |  | Theory: Watch this video and create a revision card. We will use this information to complete a quiz in class. | | |
| 2 nd Dec |  | Programming: Complete some of the Programming Challenges. Send an email to CWr | | |
| |  | Theory: Watch this video and create a revision card. We will use this information to complete a quiz in class. | | |




| | | | | |
|----------------------|---|--|--|--|
| 9 th Dec |  | Programming: Complete some of the Programming Challenges. Send an email to CWr | | <p>Theory – Networking Videos</p> <p>–</p>  |
| |  | Theory: Watch this video and create a revision card. We will use this information to complete a quiz in class. | | |
| 6 th Jan |  | Programming: Complete some of the Programming Challenges. Send an email to CWr | | |
| |  | Theory: Watch this video and create a revision card. We will use this information to complete a quiz in class. | | |
| 13 th Jan |  | Programming: Complete some of the Programming Challenges. Send an email to CWr | | |
| |  | Theory: Watch this video and create a revision card. We will use this information to complete a quiz in class. | | |
| 20 th Jan |  | Programming: Complete some of the Programming Challenges. Send an email to CWr | | |
| |  | Theory: Watch this video and create a revision card. We will use this information to complete a quiz in class. | | |





| | | | | |
|----------------------|---|--|--|--|
| 27 th Jan |  | Programming: Complete some of the Programming Challenges. Send an email to CWr | | |
| |  | Theory: Watch this video and create a revision card. We will use this information to complete a quiz in class. | | |
| 3 rd Feb |  | Programming: Complete some of the Programming Challenges. Send an email to CWr | | |
| |  | Theory: Watch this video and create a revision card. We will use this information to complete a quiz in class. | | |

Revision Timetable – Hospitality and Catering






| | Task | ✓ | Support |
|----------------------|--|---|--|
| 11 th Nov | Section 6: “Working in the The Hospitality Industry” | | <p>Please use this QR code to reach the revision resource. Please then click on the link you would like to revise.</p>  |
| 18 th Nov | Section 7: “Working conditions in the hospitality and catering industry” | | |
| 25 th Nov | Section 8: “Contributing factors to the success of hospitality and catering provision” | | |
| 2 nd Dec | Section 9: “The operation of the front and back of house” | | |
| 9 th Dec | Section 10: “Customer requirements in hospitality and catering” | | |
| 6 th Jan | Section 11: “Hospitality and catering provision to meet specific requirements” | | |
| 13 th Jan | Section 12: “Health and safety in hospitality and catering provision” | | |
| 20 th Jan | Section 13: “Food safety” | | |
| 27 th Jan | Section 14: “Food related causes of ill health” | | |
| 3 rd Feb | Section 15: “Symptoms and signs of food-induced ill health” | | |






Revision Timetable – Physical Education (BTEC Level 2 Tech Award in Sport)

| w/c | Task | ✓ | Support |
|----------------------|---|---|---|
| 11 th Nov | Complete mind map/revision cards for the importance of fitness testing and administration Include – <ul style="list-style-type: none"> • Reasons for fitness testing • Test reliability • Result validity | | Student Portal  |
| 18 th Nov | Complete mind map/revision cards for fitness testing methods - components of physical fitness (Mary Must cAre For Bill Smith) Include – <ul style="list-style-type: none"> • The component • The tests used • The procedure for each test / equipment needed / unit of measure. | | |
| 25 th Nov | Complete mind map/revision cards for fitness testing methods for components of skill related fitness (P - CRAB) Include – <ul style="list-style-type: none"> • The component • The tests used • The procedure for each test / equipment needed / unit of measure. | | BBC Bite Size  |
| 2 nd Dec | Complete mind map/revision cards for the requirements of the fitness training methods for physical components of fitness (Mary Must cAre For Bill Smith) Include – <ul style="list-style-type: none"> • The method • The technique and equipment needed • Sports/athletes who will benefit from this training and why | | Brianmac Sports Coach |
| 9 th Dec | Complete mind map/revision cards for the requirements of the fitness training methods for skill-related components of fitness (P - CRAB) Include – <ul style="list-style-type: none"> • The method • The technique and equipment needed • Sports/athletes who will benefit from this training and why | |  |
| 6 th Jan | Complete mind map/revision cards for the advantages and disadvantages of each training methods Include – <ul style="list-style-type: none"> • The method • Advantages with justifications • Disadvantages with justifications | | Student Portal |








| | | | |
|----------------------|--|--|--|
| 13 th Jan | <p>Complete mind map/revision cards for types of provisions (Public, Private, Voluntary)</p> <p>Include –</p> <ul style="list-style-type: none"> • Types of provision with explanations/definitions (equipment, cost, access) • Examples of each • Advantages and disadvantages of each provision | |  |
| 20 th Jan | <p>Complete mind map/revision cards for the effects of long-term fitness training on the body systems (Aerobic endurance training and Flexibility training)</p> <p>Include –</p> <ul style="list-style-type: none"> • Effects on the cardiorespiratory and musculoskeletal systems • Advantages of these effects to athletes with precise sports examples. | | <p>BBC Bite Size</p>  |
| 27 th Jan | <p>Complete mind map/revision cards for the effects of long-term fitness training on the body systems (Muscular endurance training, Muscular strength training, Speed training)</p> <p>Include –</p> <ul style="list-style-type: none"> • Effects on the cardiorespiratory and musculoskeletal systems • Advantages of these effects to athletes with precise sports examples. | |  |
| 3 rd Feb | <p>Complete mind map/revision cards for motivational techniques for fitness programming (intrinsic, extrinsic, Goal Setting – SMARTER)</p> <p>Include –</p> <ul style="list-style-type: none"> • Definition of motivation • Types of motivation with examples • Principles / benefits of goal setting – SMARTER • Short- and Long-term goals • Benefits of motivation on sports performance – specific examples. | | <p>Brianmac Sports Coach</p>  |






Revision Timetable – RE

| w/c | Task | ✓ | Support |
|----------------------|--|---|---|
| 11 th Nov | <p>Buddhist Beliefs Complete the questions from page 50-54 of the revision guide and return them to your class teacher. If you would like a paper copy instead, please speak to your teacher.</p> <p>Create flash cards, or a mind map based on this section of the revision guide.</p> | |  |
| 18 th Nov | <p>Buddhist Beliefs Complete the questions from page 55-59 of the revision guide and return them to your class teacher. If you would like a paper copy instead, please speak to your teacher.</p> <p>Create flash cards, or a mind map based on this section of the revision guide.</p> | |  |
| 25 th Nov | <p>Buddhist Practices Complete the questions from the worship, meditation and visualization sections. If you would like a paper copy instead, please speak to your teacher.</p> <p>Create flash cards, or a mind map based on this section of the revision guide.</p> | |  |
| 2 nd Dec | <p>Buddhist Practices Complete the remaining questions in the revision guide. If you would like a paper copy instead, please speak to your teacher.</p> <p>Create flash cards, or a mind map based on this section of the revision guide.</p> | |  |
| 9 th Dec | <p>Christian Beliefs Complete the questions from page 8-15 of the textbook and return them to your class teacher. If you would like a paper copy instead, please speak to your teacher.</p> <p>Create flash cards, or a mind map based on this section of the revision guide.</p> | |  |




| | | | |
|----------------------|--|--|---|
| 6 th Jan | <p>Christian Beliefs Complete the questions from page 16-23 of the textbook and return them to your class teacher. If you would like a paper copy instead, please speak to your teacher.</p> <p>Create flash cards, or a mind map based on this section of the revision guide.</p> | |  |
| 13 th Jan | <p>Christian Beliefs Complete the questions from page 24-31 of the textbook and return them to your class teacher. If you would like a paper copy instead, please speak to your teacher.</p> <p>Create flash cards, or a mind map based on this section of the revision guide.</p> | |  |
| 20 th Jan | <p>Christian Practices Complete the questions from page 36-45 of the textbook and return them to your class teacher. If you would like a paper copy instead, please speak to your teacher.</p> <p>Create flash cards, or a mind map based on this section of the revision guide.</p> | |  |
| 27 th Jan | <p>Christian Practices Complete the questions from page 46-55 of the textbook and return them to your class teacher. If you would like a paper copy instead, please speak to your teacher.</p> <p>Create flash cards, or a mind map based on this section of the revision guide.</p> | |  |
| 3 rd Feb | <p>Christian Practices Complete the questions from page 56-63 of the textbook and return them to your class teacher. If you would like a paper copy instead, please speak to your teacher.</p> <p>Create flash cards, or a mind map based on this section of the revision guide.</p> | |  |




Revision Timetable – Psychology

| w/c | Task | ✓ | Support |
|----------------------|---|---|---|
| 11 th Nov | Complete the 'key studies and theories' sheet for the Social Influence unit. Use the revision guide information and your teacher for support as needed. Additionally, use the following website to support:  | |  |
| 18 th Nov | Complete the 'key studies and theories' sheet for the Language, Thought and Communication unit. Use the revision guide information and your teacher for support as needed. Additionally, use the following website to support:  | | Online revision guide, class teacher, revision guide available to buy from reception. |
| 25 th Nov | Complete the 'key studies and theories' sheet for the Brain and Neuropsychology unit. Use the revision guide information and your teacher for support as needed. Additionally, use the following website to support:  | | Online revision guide, class teacher, revision guide available to buy from reception. |
| 2 nd Dec | Complete the 'key studies and theories' sheet for the Psychological Problems unit. Use the revision guide information and your teacher for support as needed. Additionally, use the following website to support:  | |  |
| 9 th Dec | Identify any areas you are less confident with on the key study and theory sheet. Complete the following: <ul style="list-style-type: none"> • Email your teacher with the list of less confident areas • Use the LearnDojo website to create flashcards for these areas | | Online revision guide, class teacher, revision guide available to buy from reception.  |

| | | |
|----------------------|--|--|
| 6 th Jan | <p>Complete mind map/revision cards for the following:</p> <ul style="list-style-type: none"> • Key features to use when evaluating a study • Key features to use when evaluating a theory | <p>Online revision guide, class teacher, revision guide available to buy from reception.</p>  |
| 13 th Jan | <p>Complete units one and two of the exam paper. If you would prefer a hard copy, please ask your teacher. Give your answers to your teacher to mark.</p> |  |
| 20 th Jan | <p>Complete units three and four of the exam paper. If you would prefer a hard copy, please ask your teacher. Give your answers to your teacher to mark.</p> |  |
| 27 th Jan | <p>Complete mind map/revision cards for the following video across this week and next. This covers everything you need to know for the paper 2 mock exam.</p> |  |
| 3 rd Feb | <p>Complete the task begun last week. Good luck in your mock!</p> |  |

Revision Timetable - Spanish








| w/c | Task | ✓ | Support |
|----------------------|--|---|---|
| 11 th Nov | <ul style="list-style-type: none"> - MEMRISE WEEK 5 course + vocab test in lessons - Complete 3 questions from the Speaking Booklet – bring in for marking, green pen and transfer onto a revision card with question on one side and answer on the other. - Complete WEEK 1 of Google Form Listening practice + write in books/revision card important vocab to be learnt - Use Mock 1 feedback to identify theme and topic to revise and use the document in the support area to create revision cards | | <p style="text-align: center;">THEME 1 – REVISION SHEET</p>  <p style="text-align: center;">THEME 2 – REVISION SHEET</p>  <p style="text-align: center;">THEME 3 – REVISION SHEET</p>  |
| 18 th Nov | <ul style="list-style-type: none"> - MEMRISE WEEK 6 course + vocab test in lessons - Complete 3 questions from the Speaking Booklet – bring in for marking, green pen and transfer onto a revision card with question on one side and answer on the other. - Complete WEEK 2 of Google Form Listening practice + write in books/revision card important vocab to be learnt - Use Mock 1 feedback to identify theme and topic to revise and use the document in the support area to create revision cards | | |





| | | | |
|----------------------|--|--|--|
| 25 th Nov | <ul style="list-style-type: none"> - MEMRISE WEEK 7 course + vocab test in lessons - Complete 3 questions from the Speaking Booklet – bring in for marking, green pen and transfer onto a revision card with question on one side and answer on the other. - Complete WEEK 3 of Google Form Listening practice + write in books/revision card important vocab to be learnt - Use Mock 1 feedback to identify theme and topic to revise and use the document in the support area to create revision cards | | <p style="text-align: center;">THEME 1 – REVISION SHEET</p>  <p style="text-align: center;">THEME 2 – REVISION SHEET</p>  <p style="text-align: center;">THEME 3 – REVISION SHEET</p>  |
| 2 nd Dec | <ul style="list-style-type: none"> - MEMRISE WEEK 8 course + vocab test in lessons - Complete 3 questions from the Speaking Booklet – bring in for marking, green pen and transfer onto a revision card with question on one side and answer on the other. - Complete WEEK 4 of Google Form Listening practice + write in books/revision card important vocab to be learnt - Use Mock 1 feedback to identify theme and topic to revise and use the document in the support area to create revision cards | | |
| 9 th Dec | <ul style="list-style-type: none"> - MEMRISE WEEK 9 course + vocab test in lessons - Complete 3 questions from the Speaking Booklet – bring in for marking, green pen and transfer onto a revision card with question on one side and answer on the other. - Complete WEEK 5 of Google Form Listening practice + write in books/revision card important vocab to be learnt - Use Mock 1 feedback to identify theme and topic to revise and use the document in the support area to create revision cards | | |

| | | | |
|----------------------|---|--|--------------------------|
| 6 th Jan | <ul style="list-style-type: none"> - MEMRISE WEEK 10 course + vocab test in lessons - Complete 3 questions from the Speaking Booklet – bring in for marking, green pen and transfer onto a revision card with question on one side and answer on the other. - Complete WEEK 6 of Google Form Listening practice + write in books/revision card important vocab to be learnt - Use Mock 1 feedback to identify theme and topic to revise and use the document in the support area to create revision cards | | THEME 1 – REVISION SHEET |
| 13 th Jan | <ul style="list-style-type: none"> - MEMRISE WEEK 11 course + vocab test in lessons - Complete 3 questions from the Speaking Booklet – bring in for marking, green pen and transfer onto a revision card with question on one side and answer on the other. - Complete WEEK 7 of Google Form Listening practice + write in books/revision card important vocab to be learnt - Use Mock 1 feedback to identify theme and topic to revise and use the document in the support area to create revision cards | | THEME 2 – REVISION SHEET |
| 20 th Jan | <ul style="list-style-type: none"> - MEMRISE WEEK 11 course + vocab test in lessons - Complete 3 questions from the Speaking Booklet – bring in for marking, green pen and transfer onto a revision card with question on one side and answer on the other. - Complete WEEK 8 of Google Form Listening practice + write in books/revision card important vocab to be learnt - Use Mock 1 feedback to identify theme and topic to revise and use the document in the support area to create revision cards | | THEME 3 – REVISION SHEET |
| 27 th Jan | <ul style="list-style-type: none"> - Revise for Speaking Mock Exam 2 using the revision cards created since the start of the year – provisional date for Speaking mock 2 Friday 7/02 | | |
| 3 rd Feb | <ul style="list-style-type: none"> - Revise for Speaking Mock Exam 2 using the revision cards created since the start of the year – provisional date for Speaking mock 2 Friday 7/02 | | |







Revision Timetable - Geography

| w/c | Task | ✓ | Support |
|----------------------|--|---|--|
| 11 th Nov | Urban and Rural Change: <ul style="list-style-type: none"> • Urbanisation • Rural/Urban Change • Features of an Urban area | | Student Portal: Urban and Rural Change  |
| 18 th Nov | Urban and Rural Change: <ul style="list-style-type: none"> • Portsmouth • What drives change • UK population • Sustainable communities | | Student Portal: Weather and Climate  |
| 25 th Nov | Urban and Rural Change: <ul style="list-style-type: none"> • Retail • Leisure • Sports | |  |
| 2 nd Dec | Weather and Climate: <ul style="list-style-type: none"> • UK Weather • Variability • Atmospheric circulation | | Student Portal: Climate Change  |
| 9 th Dec | Weather and Climate: <ul style="list-style-type: none"> • Pressure • Distribution of severe weather • Tropical storms | |  |
| 6 th Jan | Weather and Climate: <ul style="list-style-type: none"> • Haiyan • Ethiopian drought | | Student Portal: Revision  |
| 13 th Jan | Climate Change: <ul style="list-style-type: none"> • Climate change over time • Natural causes of climate change • Natural causes of climate change | |  |

| | | | |
|----------------------|---|--|---|
| 20 th Jan | <p>Climate Change:</p> <ul style="list-style-type: none"> • Human causes of climate change • Evidence • Effects of climate change | | <p>Workbooks Revision Guides Past Papers</p> <p>Bitesize</p>  <p>Video clips</p>  <p>Seneca</p>  |
| 27 th Jan | <p>Climate Change:</p> <ul style="list-style-type: none"> • Tuvalu • UK climate change • Mitigating the risk | | |
| 3 rd Feb | <p>Applying Mathematics in Geography:</p> <ul style="list-style-type: none"> • Using the link to the Eduqas site for the short videos that will help you understand the application of Mathematics in Geography. They describe the mathematical process using geographical data.  | | |

Revision Timetable - History

| w/c | Task | ✓ | Support |
|----------------------|--|---|--|
| 11 th Nov | Paper 1: Crimes through time, 1000-present. | | Student Page  |
| 18 th Nov | Paper 2: Challenges Elizabeth faced at home; 1558-1588 | | |
| 25 th Nov | Paper 3: Weimar Germany, 1918-1929 | | |
| 2 nd Dec | Paper 1: Punishments through time, 1000-present. | | Paper 1 Bitesize (Scroll down and select Crime and Punishment)  |
| 9 th Dec | Paper 2: Challenges Elizabeth faced abroad; 1558-1588 | | Paper 2 (Elizabeth) Bitesize  |
| 6 th Jan | Paper 3: Hitler's Rise to Power, 1919-1933 | | |
| 13 th Jan | Paper 1: Law Enforcement through time, 1000-present. | | Paper 3 Bitesize  |
| 20 th Jan | Paper 2: Life in Elizabethan England, 1558-1588 | | |
| 27 th Jan | Paper 2: Superpowers, the Early Cold War | | |
| 3 rd Feb | Paper 2: Superpowers, the Peak of the Cold War | | Revision guides (available from reception) |