

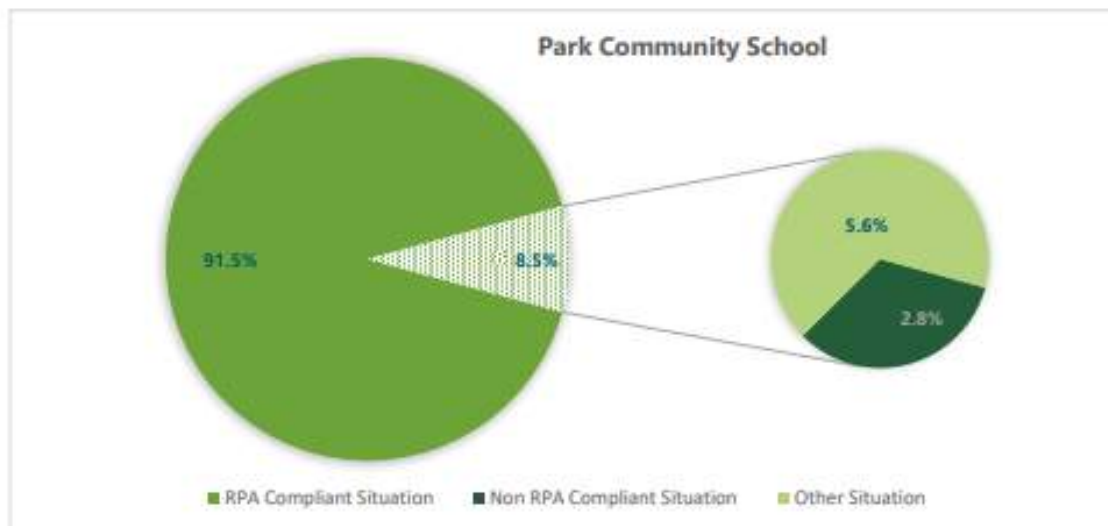
Establishment Leaver Destinations (2017 – 2021)

2021 Activity Survey

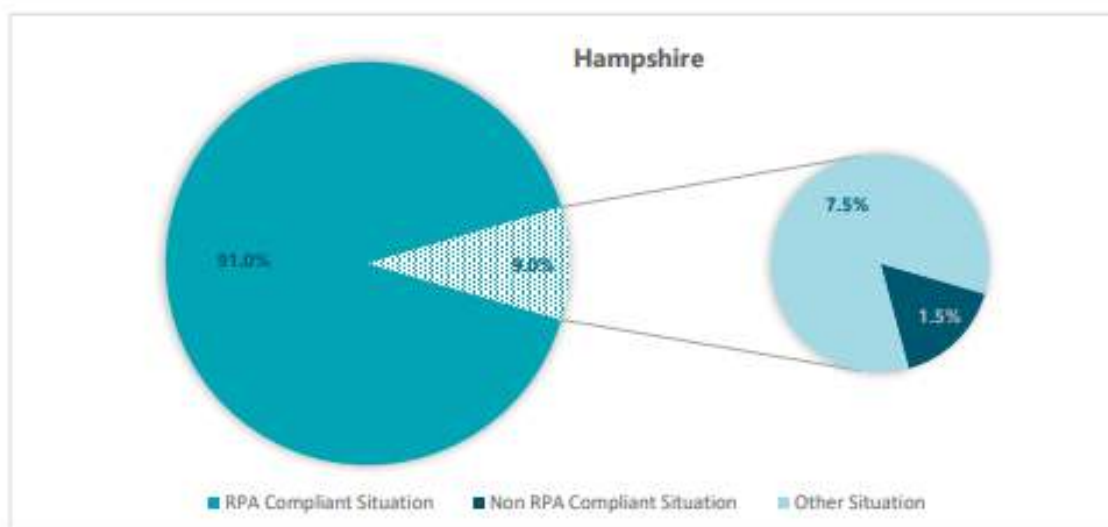
Year 11 Leavers from Park Community School

Situation Overview

The chart below shows that 91.5% of Park Community School Year 11s in 2021 moved to participating situations that meet the DfE defined 'Raising the Participation Age (RPA)'. Of the remaining 8.5%, 2.8% moved to Non RPA situations and 5.6% to Other situations. The 'Other' category includes young people who are re-engaging and working towards participation, on a temporary break, unable to engage due to personal reasons as well as those whose situation is unknown or who have moved out of the area.



The same chart showing the total Hampshire cohort indicates that 91% of Hampshire Year 11 leavers moved to RPA situations in 2021. The RPA percentage for Park Community School is higher than that for Hampshire.



Raising the Participation Age (RPA) Situations

The graph below shows the percentage of leavers from Park Community School who moved to a RPA situation in Year 12. It shows percentages for the past five years, and compares these to the Hampshire percentages over the same time period.



The tables below show the actual numbers of young people in a RPA situation compared to the numbers in the cohort. Where fewer than five people are recorded the information is withheld and replaced with '-'.

Park Community School

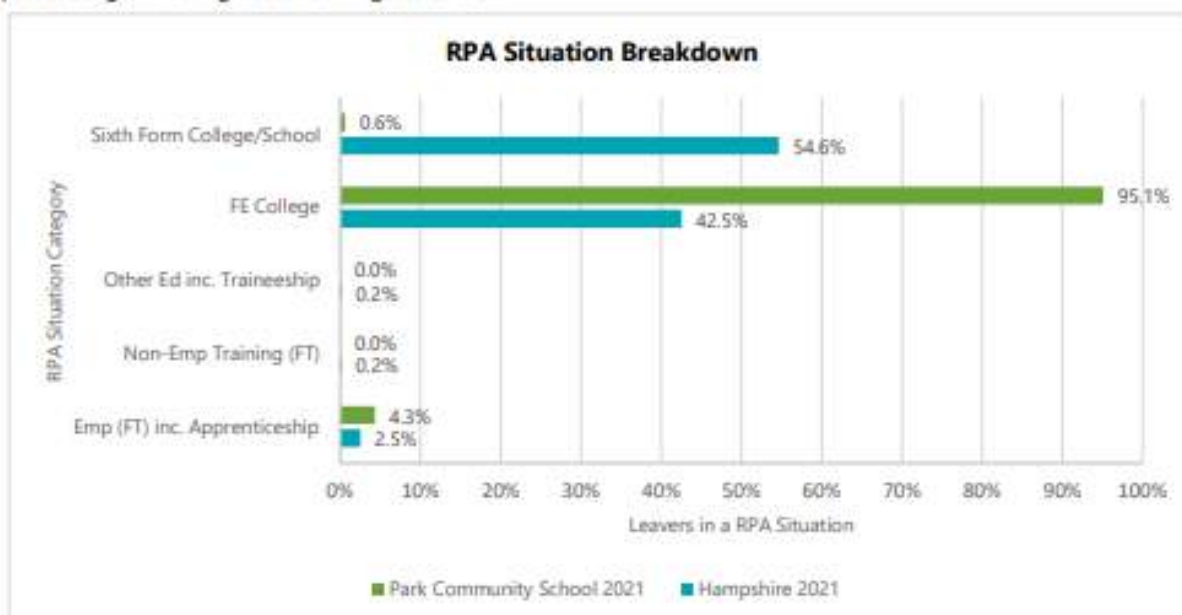
| Leaver Year | 2017 | 2018 | 2019 | 2020 | 2021 |
|---------------|------|------|------|------|------|
| RPA Met | 146 | 145 | 156 | 156 | 162 |
| Total Leavers | 156 | 156 | 174 | 175 | 177 |

Hampshire

| Leaver Year | 2017 | 2018 | 2019 | 2020 | 2021 |
|---------------|--------|--------|--------|--------|--------|
| RPA Met | 12,471 | 12,245 | 12,736 | 12,832 | 12,842 |
| Total Leavers | 13,054 | 13,045 | 13,416 | 13,609 | 14,113 |

RPA Situation Breakdown

RPA situations are grouped into five categories, seen below. The Situation Category table in the glossary on page 5 defines each category. The graph below shows that there is a smaller percentage of Park Community School leavers moving to an education programme ('Sixth Form College/School', 'FE College', 'Other Ed inc. Traineeship') than the Hampshire average, but a larger percentage moving to a training situation.



The tables below show the actual numbers of young people in each RPA situation. Where fewer than five people are recorded the information is withheld and replaced with '-'.

Park Community School

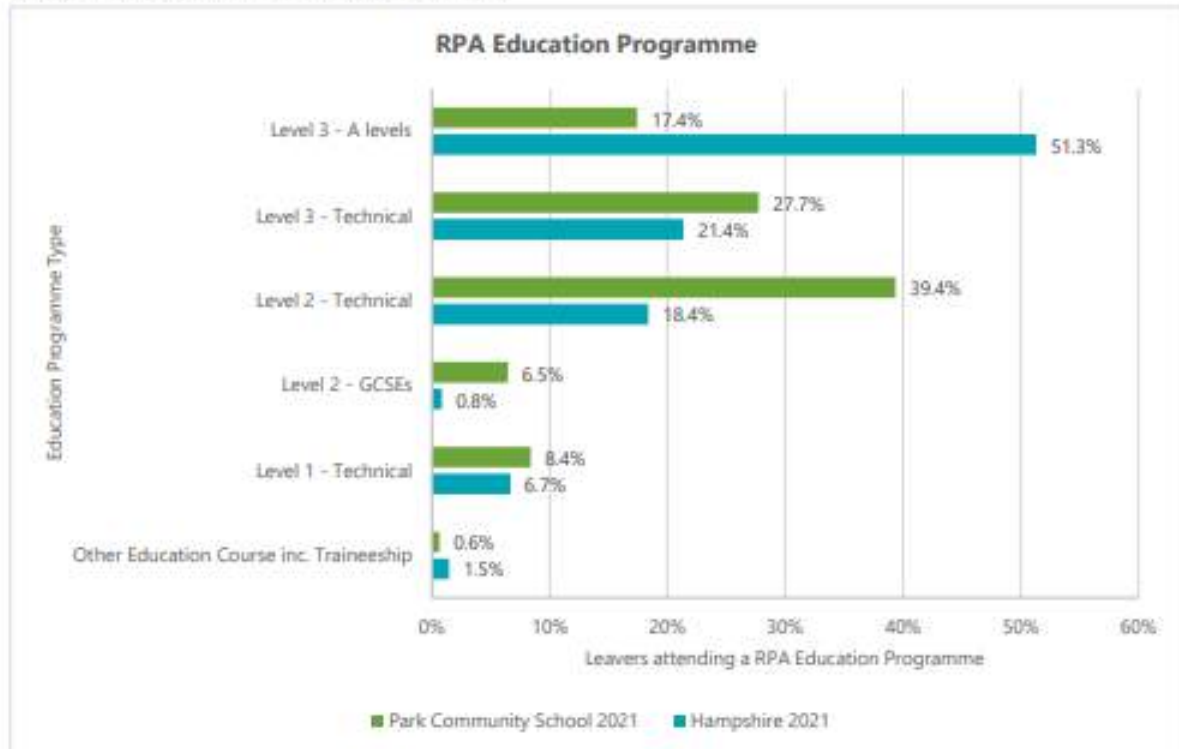
| Leaver Year | 2017 | 2018 | 2019 | 2020 | 2021 |
|------------------------------|------|------|------|------|------|
| Sixth Form College/School | 5 | - | - | 13 | - |
| FE College | 132 | 131 | 142 | 132 | 154 |
| Other Ed inc. Traineeship | - | - | - | 0 | 0 |
| Non-Emp Training (FT) | 0 | 0 | 0 | 0 | 0 |
| Emp (FT) inc. Apprenticeship | 8 | 9 | 11 | 11 | 7 |

Hampshire

| Leaver Year | 2017 | 2018 | 2019 | 2020 | 2021 |
|------------------------------|-------|-------|-------|-------|-------|
| Sixth Form College/School | 6,613 | 6,486 | 6,742 | 6,923 | 7,016 |
| FE College | 5,212 | 5,229 | 5,359 | 5,401 | 5,461 |
| Other Ed inc. Traineeship | 21 | 79 | 45 | 32 | 20 |
| Non-Emp Training (FT) | 39 | 24 | 44 | 27 | 22 |
| Emp (FT) inc. Apprenticeship | 586 | 427 | 546 | 449 | 323 |

RPA Education Programme

There are different types of education programmes. The bar chart below shows that a smaller percentage of education programme leavers from Park Community School moved on to study a Level 3 programme than the Hampshire average. A higher percentage moved to Technical programmes than the Hampshire average.

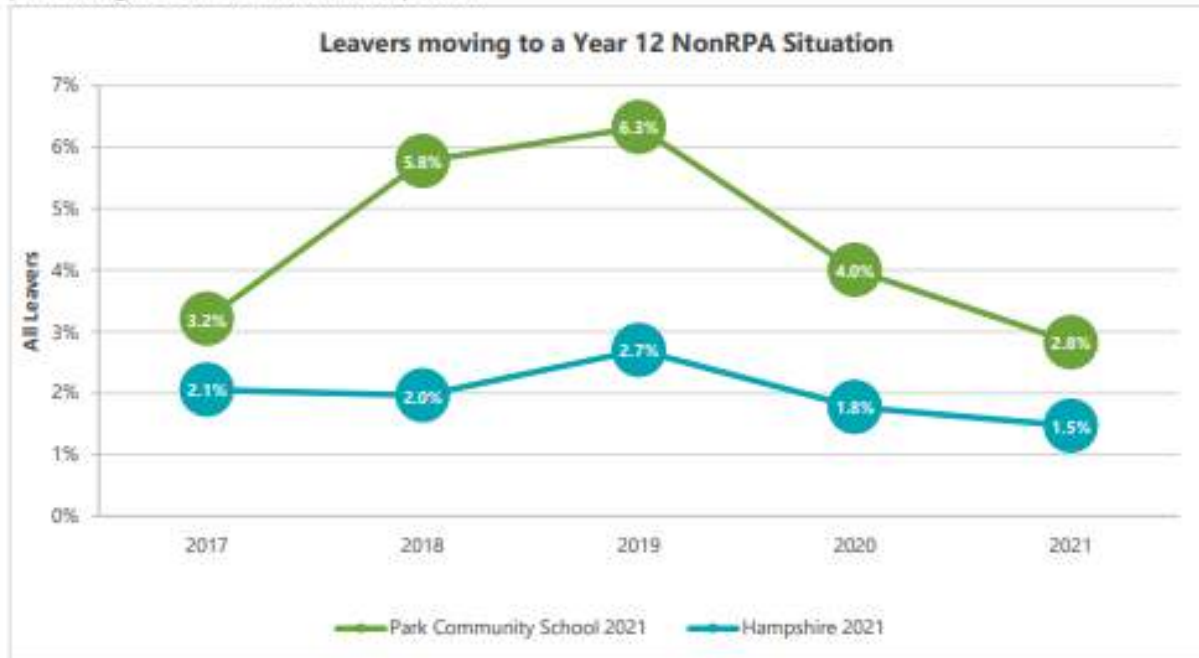


The table below shows the actual numbers of young people in each programme type. Where fewer than five people are recorded the information is withheld and replaced with '-'.

| Education Programme Type | Park Community School 2021 | Hampshire 2021 |
|--|----------------------------|----------------|
| Level 3 - A levels | 27 | 6,407 |
| Level 3 - Technical | 43 | 2,667 |
| Level 2 - GCSEs | 10 | 105 |
| Level 2 - Technical | 61 | 2,294 |
| Level 1 - Technical | 13 | 832 |
| Other Education Course inc. Traineeships | - | 182 |

Non RPA Situations

The graph below shows the percentage of leavers from Park Community School who moved to a Non RPA situation in Year 12 over the past five years, and compares this to the Hampshire percentages over the same time period.



The tables below show the actual numbers of young people in a Non RPA situation compared to the numbers in the cohort. Where fewer than five people are recorded the information is withheld and replaced with '-':

Park Community School

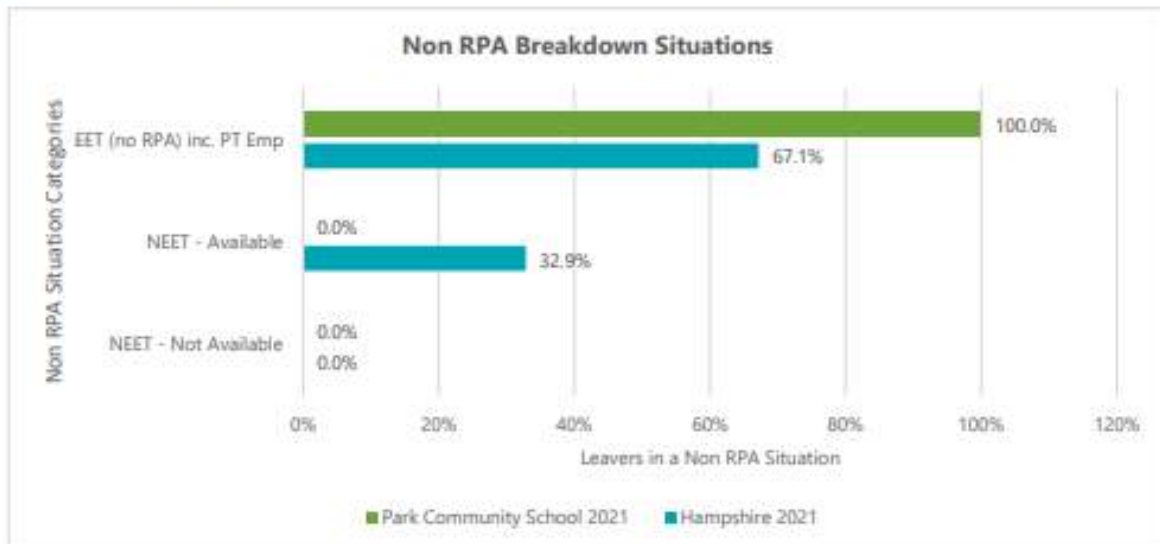
| Leaver Year | 2017 | 2018 | 2019 | 2020 | 2021 |
|---------------|------|------|------|------|------|
| RPA Not Met | 5 | 9 | 11 | 7 | 5 |
| Total Leavers | 156 | 156 | 174 | 175 | 177 |

Hampshire

| Leaver Year | 2017 | 2018 | 2019 | 2020 | 2021 |
|---------------|--------|--------|--------|--------|--------|
| RPA Not Met | 268 | 256 | 362 | 241 | 207 |
| Total Leavers | 13,054 | 13,045 | 13,416 | 13,609 | 14,113 |

Non RPA Situation Breakdown

Non RPA situations are grouped into three categories, seen below. The Situation Category table in the glossary on page 5 defines each category. The graph below shows that in 2021 there was a larger percentage of Park Community School leavers moving to a Non RPA EET situation than the Hampshire average.



The tables below show the actual numbers of young people in each Non RPA situation. Where fewer than five people are recorded the information is withheld and replaced with '-'.

Park Community School

| Leaver Year | 2017 | 2018 | 2019 | 2020 | 2021 |
|--------------------------|------|------|------|------|------|
| EET (no RPA) inc. PT Emp | - | - | - | 5 | 5 |
| NEET - Available | - | 5 | 6 | - | 0 |
| NEET - Not Available | 0 | 0 | - | 0 | 0 |

Hampshire

| Leaver Year | 2017 | 2018 | 2019 | 2020 | 2021 |
|--------------------------|------|------|------|------|------|
| EET (no RPA) inc. PT Emp | 158 | 158 | 234 | 142 | 139 |
| NEET - Available | 104 | 87 | 111 | 93 | 68 |
| NEET - Not Available | 6 | 11 | 17 | 6 | 0 |